



***OUTCOMES
SUMMARY***

CLASS
OF

2021

VILLANOVA UNIVERSITY

CLASS OF 2021

Where there is a challenge, Villanovans are the people rising to meet it. We do so because it's rooted in our Augustinian Catholic intellectual and moral tradition. No matter the obstacles, Villanovans are committed to the common good, living well by serving others with inventive ideas and using their skills to positively impact their communities.

Villanovans are the nurses caring for COVID patients, the engineers building better ventilators, the teachers creatively engaging students in their virtual and socially distanced classrooms, and the business leaders offering innovative solutions for rapidly shifting environments. Villanovans are the students pursuing ambitious graduate studies, advancing medicine and conducting research that ends pandemics and restores health. And in arenas big and small, they're compassionate changemakers, advocating for policies which will create a just and peaceful world.

As you'll see, Villanovans have again stepped up, as resilient and successful as ever. Read on for a look at the outcomes of the Class of 2021—a class that remains steadfast in their commitment to igniting change wherever they go.

KEVIN GRUBB

Associate Vice Provost, Professional Development
Executive Director, Career Center





97.8%

VILLANOVA UNIVERSITY
SUCCESSFUL
PLACEMENT RATE

70.6%
EMPLOYED



\$65,695
AVERAGE
STARTING SALARY

23.2%
CONTINUING EDUCATION

4.0%
OTHER ENDEAVORS

2.2%
SEEKING OPPORTUNITIES

NOTE: Outcomes data found on this page reflects information for Spring Bachelor's degree recipients from all colleges and schools in the Villanova Class of 2021.

**See inside back cover for category definitions.*

COLLEGE OF LIBERAL ARTS AND SCIENCES

97.0%

SUCCESSFUL PLACEMENT RATE

53.2%
EMPLOYED

37.4%
CONTINUING
EDUCATION

\$57,069
AVERAGE
STARTING SALARY

6.5%
OTHER
ENDEAVORS

3.0%
SEEKING
OPPORTUNITIES

FEATURED EMPLOYERS AND EDUCATIONAL INSTITUTIONS

AUGUSTINIAN
VOLUNTEERS

BLOOMBERG LP

COLUMBIA UNIVERSITY

CORNELL UNIVERSITY

FEDERAL TRADE
COMMISSION

FTI CONSULTING

HUBSPOT

IBM

JOHNS HOPKINS
UNIVERSITY

JPMORGAN CHASE & CO.

NAACP

NICKELODEON

PFIZER, INC.

SALESFORCE

TEACH FOR AMERICA

THE WALT DISNEY
COMPANY

U.S. DEPARTMENT OF
JUSTICE

U.S. HOUSE OF
REPRESENTATIVES

UNIVERSITY OF NOTRE
DAME

UNIVERSITY OF
PENNSYLVANIA

UNIVERSITY OF
SOUTHERN CALIFORNIA

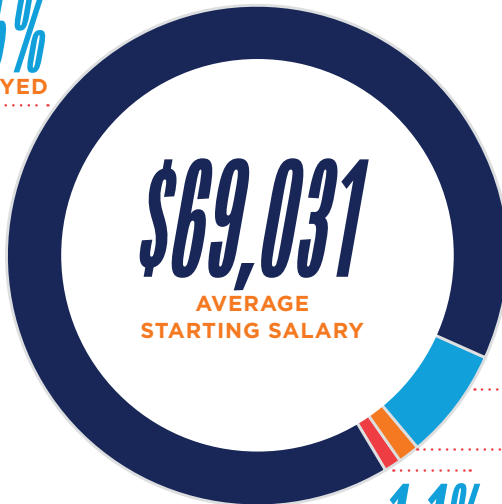
VILLANOVA SCHOOL OF BUSINESS

98.9%

SUCCESSFUL PLACEMENT RATE

90.5%

EMPLOYED



7.0%

CONTINUING
EDUCATION

1.1%

SEEKING
OPPORTUNITIES

1.4%

OTHER
ENDEAVORS

FEATURED EMPLOYERS AND EDUCATIONAL INSTITUTIONS

BARCLAYS

BOSTON COLLEGE

CITI

COMCAST NBCUNIVERSAL

DELOITTE

DEUTSCHE BANK

ERNST & YOUNG LLP (EY)

GOLDMAN SACHS

JOHNSON & JOHNSON
FAMILY OF COMPANIES

KPMG LLP

MCKINSEY & COMPANY

MORGAN STANLEY

PRICEWATERHOUSECOOPERS
(PWC)

SAP AMERICA, INC.

SEI

VANDERBILT UNIVERSITY

VIACOM

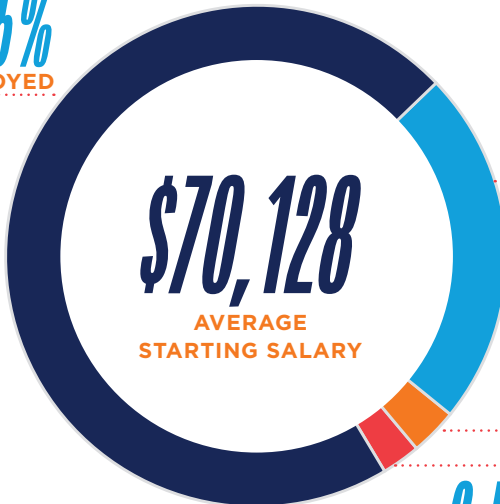
WAYFAIR

COLLEGE OF ENGINEERING

97.5%

SUCCESSFUL
PLACEMENT RATE

71.5%
EMPLOYED



\$70,128
AVERAGE
STARTING SALARY

23%
CONTINUING
EDUCATION

3.0%
OTHER
ENDEAVORS

2.5%
SEEKING
OPPORTUNITIES

FEATURED EMPLOYERS AND EDUCATIONAL INSTITUTIONS

3M

AMAZON

BRISTOL MYERS SQUIBB

CARNEGIE MELLON
UNIVERSITY

GE

GLAXOSMITHKLINE

L3HARRIS
TECHNOLOGIES

LANGAN ENGINEERING
AND ENVIRONMENTAL
SERVICES

LOCKHEED MARTIN

MERCK & CO., INC.

PAYPAL

QUAKER HOUGHTON

RAYTHEON
TECHNOLOGIES

TURNER CONSTRUCTION
COMPANY

UNIVERSITY OF
CALIFORNIA - BERKELEY

UNIVERSITY OF NOTRE
DAME

FITZPATRICK
COLLEGE
OF NURSING

98.5%

SUCCESSFUL
PLACEMENT RATE

97.1%
EMPLOYED



AVERAGE
STARTING SALARY

1.5%
OTHER
ENDEAVORS

1.5%
SEEKING
OPPORTUNITIES

FEATURED
EMPLOYERS AND
EDUCATIONAL
INSTITUTIONS

BRIGHAM AND WOMEN'S
HOSPITAL

CHILDREN'S HOSPITAL
OF PHILADELPHIA

CHILDREN'S NATIONAL
HOSPITAL

CLEVELAND CLINIC

DUKE UNIVERSITY
HOSPITAL

MAIN LINE HEALTH

MEDSTAR GEORGETOWN
UNIVERSITY HOSPITAL

MEMORIAL SLOAN
KETTERING CANCER
CENTER

NYU LANGONE HEALTH

PENN MEDICINE

THE JOHNS HOPKINS
HOSPITAL


UCHICAGO MEDICINE

YALE-NEW HAVEN
HOSPITAL



PRESTIGIOUS ACADEMIC AWARDS

The unwavering support of the Center for Research and Fellowships motivates and inspires students and graduates to achieve new heights, including applying for and winning prestigious academic awards. Villanovans earned 19 prestigious academic scholarships and fellowships in 2021, including 12 Fulbright Scholarships, three Gilman Scholarships, and two Goldwater Scholarships.



PROFESSIONAL DEVELOPMENT

At Villanova, innovative career and professional development concepts are integrated into the curriculum of every college starting as early as a student's first year.

Villanova students benefit from a breadth of services designed to prepare them for the road ahead, including:

- alumni mentorship
- case study competitions
- company site visits
- education abroad
- industry-specific student organizations
- internships and externship programs
- service-based learning



64,000+

**JOB AND INTERNSHIP OPPORTUNITIES
POSTED IN HANDSHAKE**

19,000+

**VILLANOVANS AVAILABLE
FOR NETWORKING ON
THE NOVA NETWORK**

415

**EMPLOYERS ATTENDED
ON-CAMPUS AND
VIRTUAL EVENTS TO
RECRUIT VILLANOVANS**

NOTE: Based on Career Center data from the 2020-2021 academic year.



"I never could have imagined that putting myself out there as a freshman would lead me to a dream career, but I am so thankful my professors pushed me to go and network even as a first-year student!" — Alyssa Mattia



CONNECTED TO THE NOVA NATION



The Villanova experience is built on community, and that community extends well beyond campus. Students gain access to our global network of more than 130,000 alumni who remain active and engaged in the lives of current students and fellow graduates.

Through Villanova's social and professional online platform, the Nova Network, students and alumni are provided a lifetime of opportunities to continue to learn, grow and connect with fellow Villanovans through professional development and networking.

Our alumni drive immersive experiences that introduce students to careers in a variety of industries throughout the US, including:

- Public policy, NGOs and politics in Washington, DC
- Entrepreneurship and innovation in Silicon Valley
- Entertainment in Los Angeles
- Finance, fashion and advertising in New York City



"I cannot say enough about how great the alumni network is at Villanova. Even before I got the internship, several Nova alum reached out and helped me prepare for the interview."
—Megan Kerwin

DEFINITIONS

SUCCESSFUL PLACEMENT RATE:

Graduates who are employed, continuing education or engaged in other planned activities (including military service, volunteer and service work and those taking time off before pursuing opportunities).

EMPLOYED:

Graduates who are employed full time and part time, including as entrepreneurs and in fellowships, temporary/contract work, freelance jobs and postgraduation internships.

CONTINUING EDUCATION:

Graduates who are enrolled full time or part time in a degree program, certificate program or specialized training.

OTHER ENDEAVORS:

Graduates who are involved in service and volunteer programs for an extended period of time, serving in any branch of the military or choosing non-employment, including graduates taking gap years before applying to professional and doctoral programs.

SEEKING OPPORTUNITIES:

Graduates who reported seeking either employment or continuing education programs after graduation.



HOW VILLANOVA COLLECTS THESE RESULTS

The Career Center conducts several surveys of Villanova's spring undergraduate graduating class, starting the April before graduation and ending six months after Commencement, to assess postgraduation plans and employment information. Information is also collected via public record (LinkedIn) and official employment and institutional records. A small percentage of graduates reported prior to graduation that they were seeking opportunities, but did not provide an update during the survey collection period. These students are not included in this outcomes data. The percentage of the graduating class with known career outcomes is the knowledge rate. The knowledge rate for the **Class of 2021 is 77.6 percent.**

For detailed college-specific outcomes reports and to view past outcomes studies, visit **outcomes.villanova.edu**.



VILLANOVA UNIVERSITY

IGNITE CHANGE. GO NOVA.®

VILLANOVA UNIVERSITY CAREER CENTER

Garey Hall, Suite 117
800 East Lancaster Avenue
Villanova, PA 19085

PHONE: 610.519.4060
careers.villanova.edu

FOLLOW VILLANOVA ON:



#HIRENOVA